


Trincia per escavatori



SKF - Cuscinetti e serraggi
Costruiamo esclusivamente con cuscinetti, serraggi e ghiera SKF originali.



2 - 6 ton



Ø 8 cm



165 - 232




Trasmissione diretta ✓

Motore in alluminio ✓

Valvole antiurto e anticavitazione ✓

Carpenteria spessa 6 mm ✓



	ton.	Kg.	n.	n.	Lt./min.
DA 06	2 - 3,5	165	16	16	33 - 44 - 55
DA 08	2,5 - 4,5	186	20	20	33 - 44 - 55
DA 10	3 - 6	232	24	24	33 - 44 - 55 - 66

Trincia per escavatori

Rotazione
3000 giri al minuto
BIDIREZIONALE



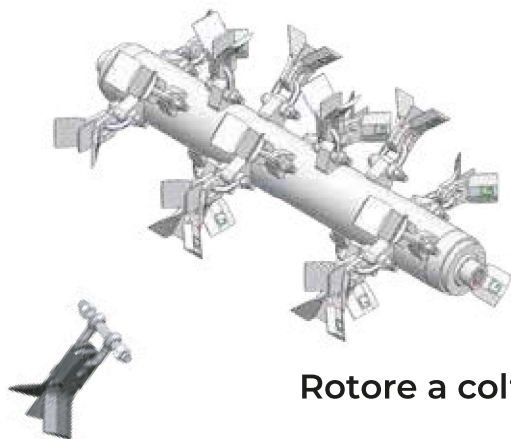
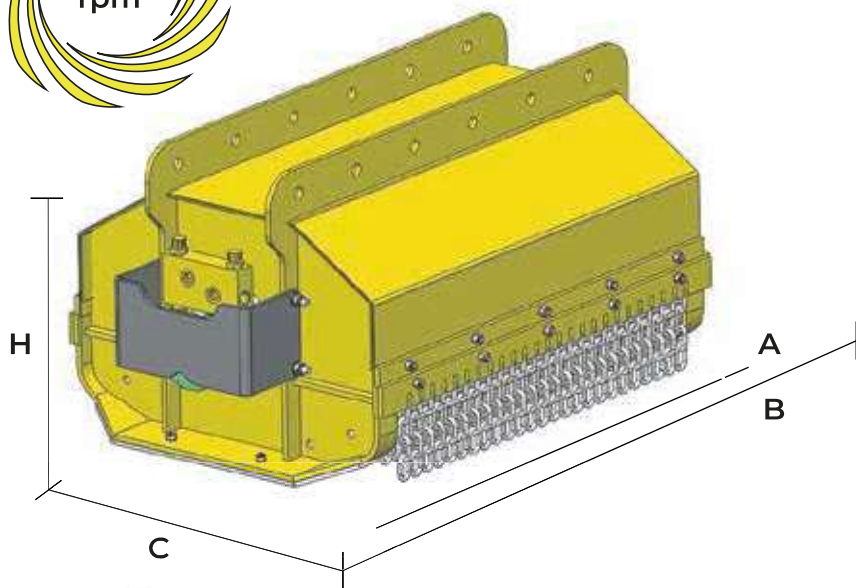
2 - 6 ton



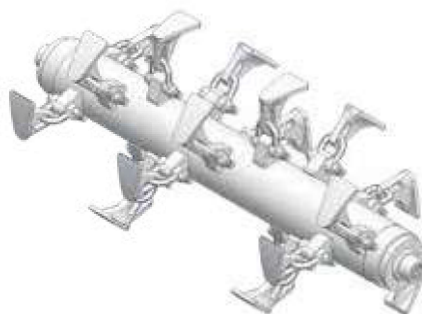
Ø 8 cm



165 - 232



Rotore a coltelli K



Rotore a mazze H

Ricambio QA 05
Composto da:
1x coltello I cod. 90026
2x coltello / cod. 90014
1x cavallotto cod. 90002
1x vite/dado cod. 90004 + 90003

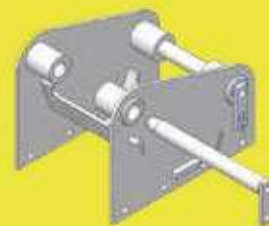


Ricambio QA 14
Composto da:
1x mazza 90093
1x cavallotto 90002
1x vite/dado cod. 90004 + 90003

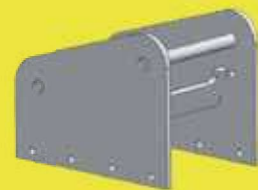
MISURE



	A (mm.)	B (mm.)	H (mm.)	C (mm.)
DA 06	600	811	538	700
DA 08	804	998	538	700
DA 10	1042	1242	538	700




VD 71
Attacco a perni sfilabili



VD 74
Attacco a perni fissi (saldati)



VD 72
Piastra plana imbullonata



VD 73
Adattatore per attacco rapido